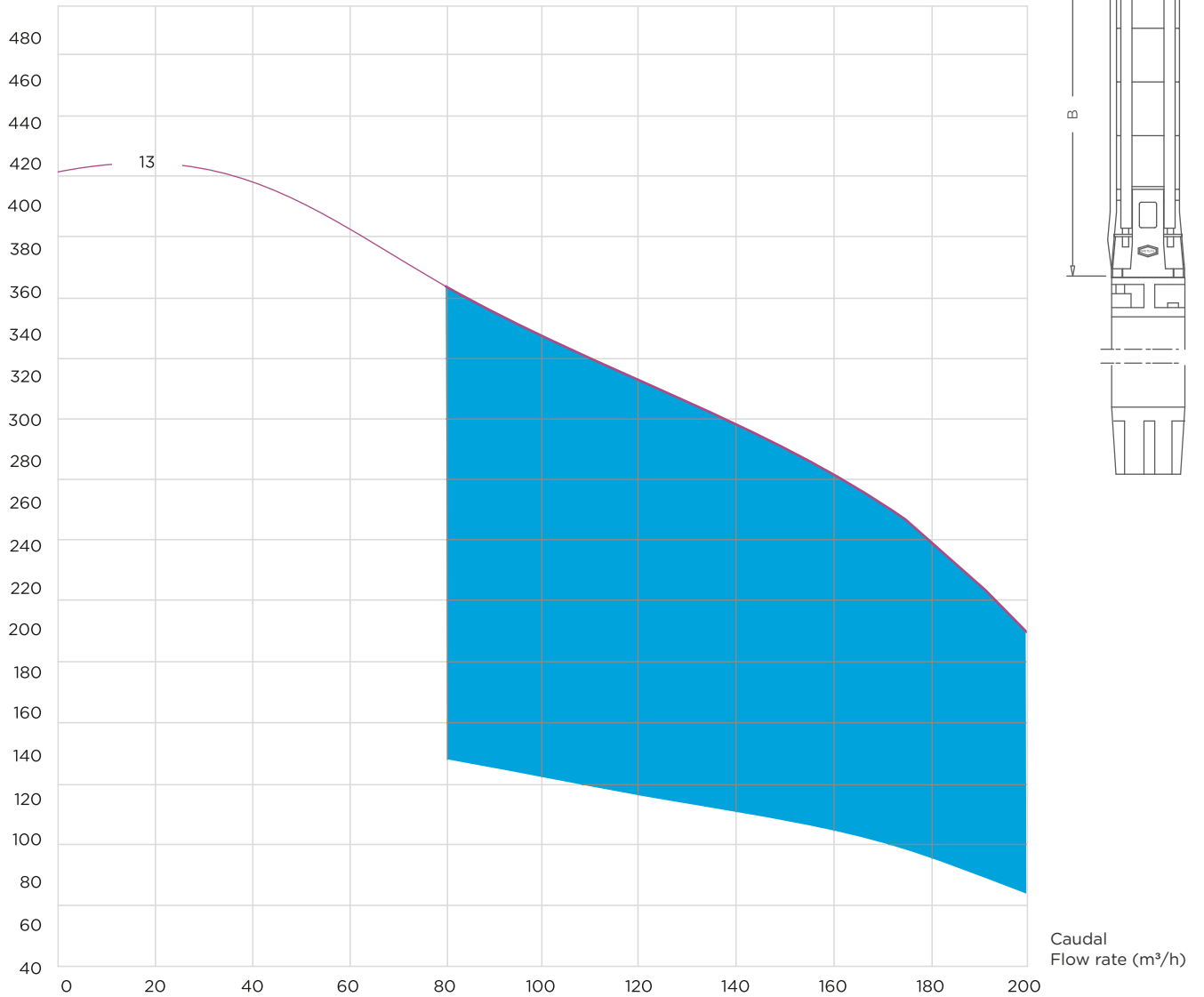
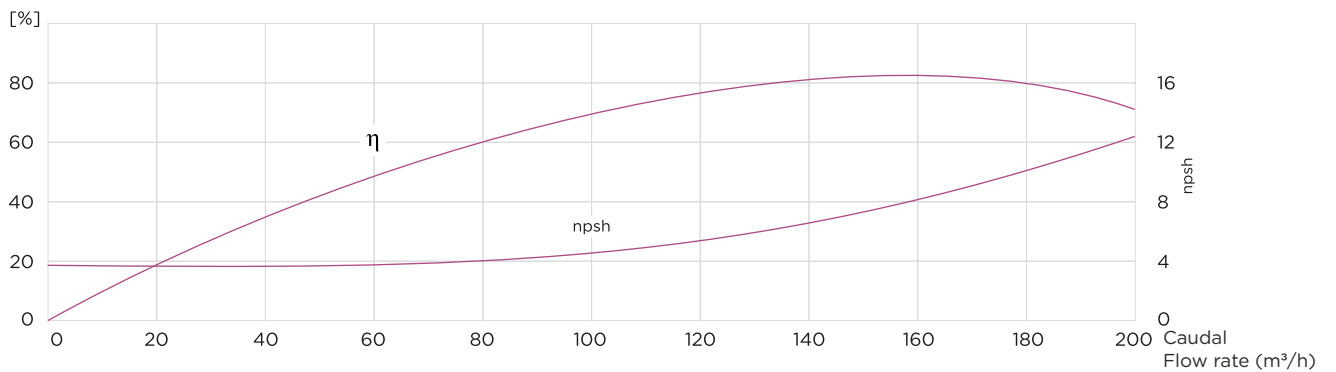


# BF 200 S 13

Alt. Manométrica  
 Total Head (mt)



Alt. Manométrica  
 Total Head (mt)

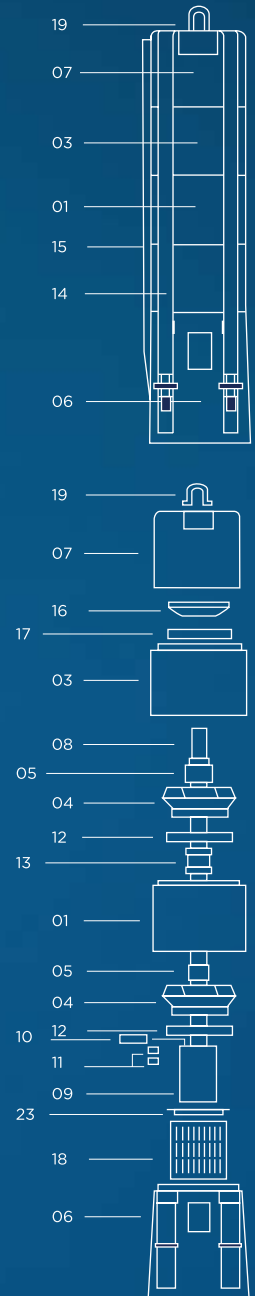


D= With 8" D.O.L. motor D= 217mm; with 8" S.D. motor D=226mm  
 D= With 10" motor D= 235mm

# COMPONENTES DA BOMBA SUBMERSÍVEL

## Components of the Submersible Pump

pos.	Todos os componentes são feitos de aço inoxidável all components are made of stainless steel		code
	Descrição   Description		
01	difusor   diffuser		2000100
03	difusor superior   top diffuser		2000300
04	turbina   impeller		2000400
05	casquilho cónico com porca   conical bush with nut		2000500
06	acoplamento do motor motor coupling flange - suction corp for motor		2000600
06	acoplamento do motor motor coupling flange - suction corp for motor		2000601
06	acoplamento do motor Start / Delta motor coupling flange - suction corp for Start / Delta		2000602
07	saída com argola discharge casing with one security rings		2000701
08	veio   shaft		20008- -(1)
09	cardan (ligações do veio do hidráulico ao veio do motor) coupling (shaft pump end / shaft motor)		2000900
10	braçadeira de acoplamento   coupling clamp		2001000
11	parafusos   screws		2001100
12	retentor da turbina   impeller fencer		2001200
13	hidroluva   shaft bearing		2001300
14	cintas de aperto   fitting belts		20014- -(1)
15	calha do cabo   cable guard		20015- -(1)
16	válvula   valve		2001600
17	retentor da válvula   valve fencer		2001700
18	rede de aspiração   suction strainer		2001800
19	argola de segurança   security ring		2001900
23	rede de aspiração   suction strainer washer		2002300



Atenção: os primeiros números dependem do tipo de bomba.  
Exemplo BF 200 (tipo de bomba) 0100= 2000100

As características da bomba podem variar sem aviso prévio.

Attention: The first numbers are depending on the pump type.  
Example BF 200 (Pump type) 0100= 2000100

The characteristics of the pump can vary without advance warning.

modèle   model type   type	moteur 10"		m3/h l/min	débit   flow rate																B (mm)	poids weight pump END 99 kg
	KW	HP		0	70	80	90	100	110	120	130	140	150	160	170	180	190	200			
BF200 S 12	150	200		383	345	334	320	310	300	290	281	272	263	252	237	220	219	179	2357		