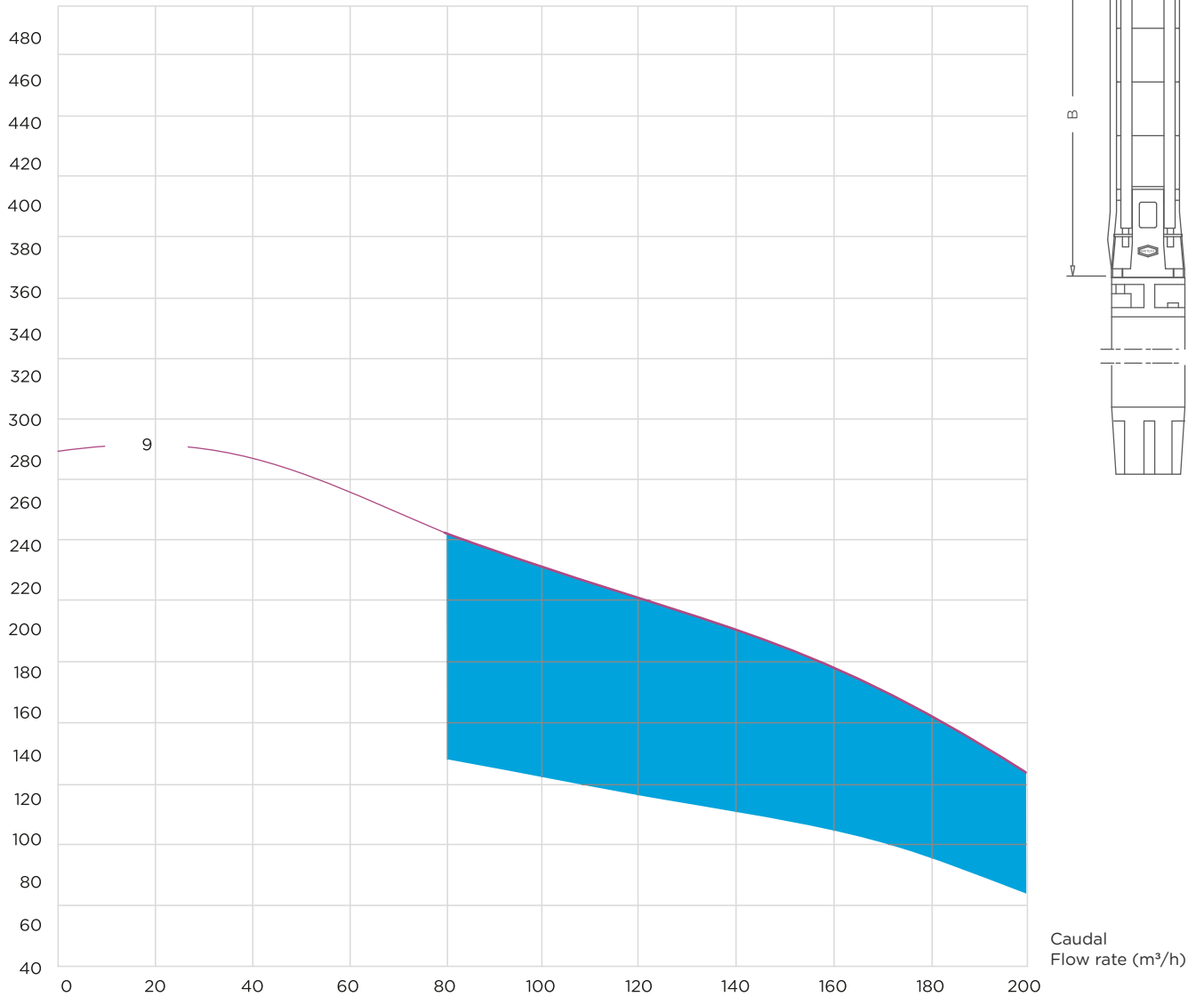
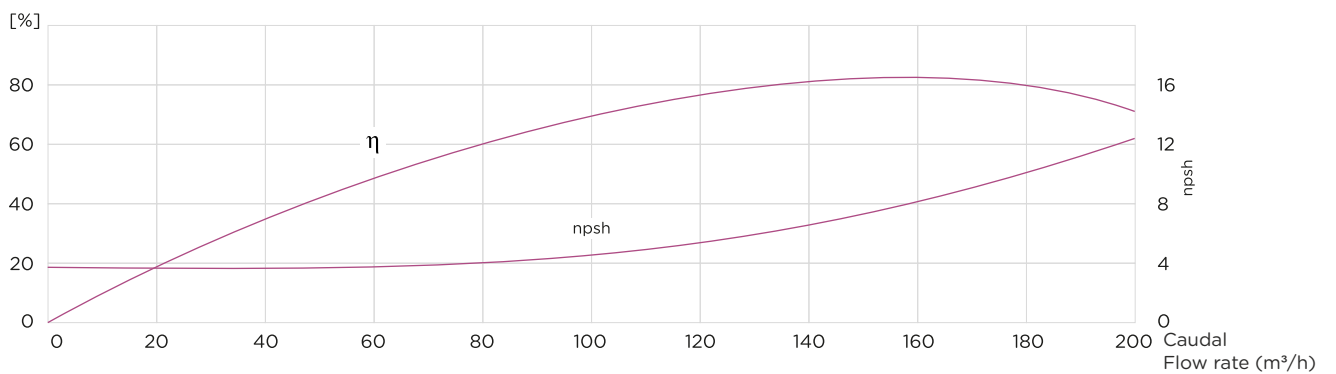


BF 200 S 9

Alt. Manométrica
 Total Head (mt)



Alt. Manométrica
 Total Head (mt)

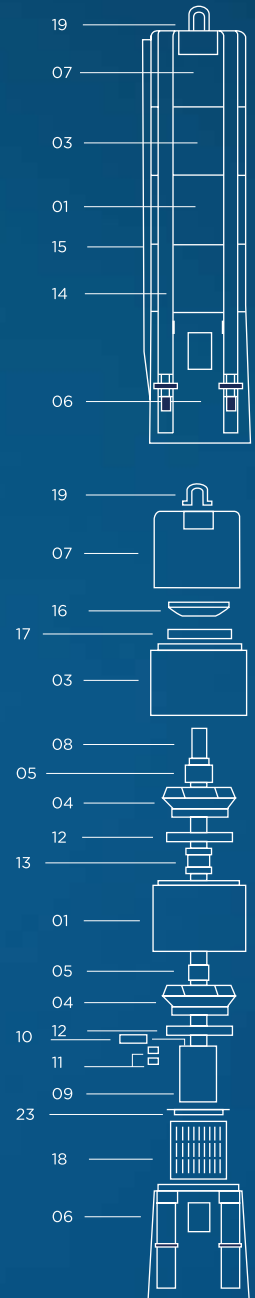


D= With 8" D.O.L. motor D= 217mm; with 8" S.D. motor D=226mm
 D= With 10" motor D= 235mm

COMPONENTES DA BOMBA SUBMERSÍVEL

Components of the Submersible Pump

pos.	Todos os componentes são feitos de aço inoxidável all components are made of stainless steel		code
	Descrição Description		
01	difusor diffuser		2000100
03	difusor superior top diffuser		2000300
04	turbina impeller		2000400
05	casquilho cónico com porca conical bush with nut		2000500
06	acoplamento do motor motor coupling flange - suction corp for motor		2000600
06	acoplamento do motor motor coupling flange - suction corp for motor		2000601
06	acoplamento do motor Start / Delta motor coupling flange - suction corp for Start / Delta		2000602
07	saída com argola discharge casing with one security rings		2000701
08	veio shaft		20008- -(1)
09	cardan (ligações do veio do hidráulico ao veio do motor) coupling (shaft pump end / shaft motor)		2000900
10	braçadeira de acoplamento coupling clamp		2001000
11	parafusos screws		2001100
12	retentor da turbina impeller fencer		2001200
13	hidroluva shaft bearing		2001300
14	cintas de aperto fitting belts		20014- -(1)
15	calha do cabo cable guard		20015- -(1)
16	válvula valve		2001600
17	retentor da válvula valve fencer		2001700
18	rede de aspiração suction strainer		2001800
19	argola de segurança security ring		2001900
23	rede de aspiração suction strainer washer		2002300



Atenção: os primeiros números dependem do tipo de bomba.
Exemplo BF 200 (tipo de bomba) 0100= 2000100

As características da bomba podem variar sem aviso prévio.

Attention: The first numbers are depending on the pump type.
Example BF 200 (Pump type) 0100= 2000100

The characteristics of the pump can vary without advance warning.

modèle model type type	moteur 10"		m3/h 1/min	débit flow rate																B (mm)	poids weight pump END 80 kg
	KW	HP		0	70	80	90	100	110	120	130	140	150	160	170	180	190	200			
				0	1167	1333	1500	1667	1833	2000	2167	2333	2500	2667	2833	3000	3167	3333			
BF200 S 9	110	150		284	254	246	237	228	220	213	206	198	191	182	172	159	144	128	1889		