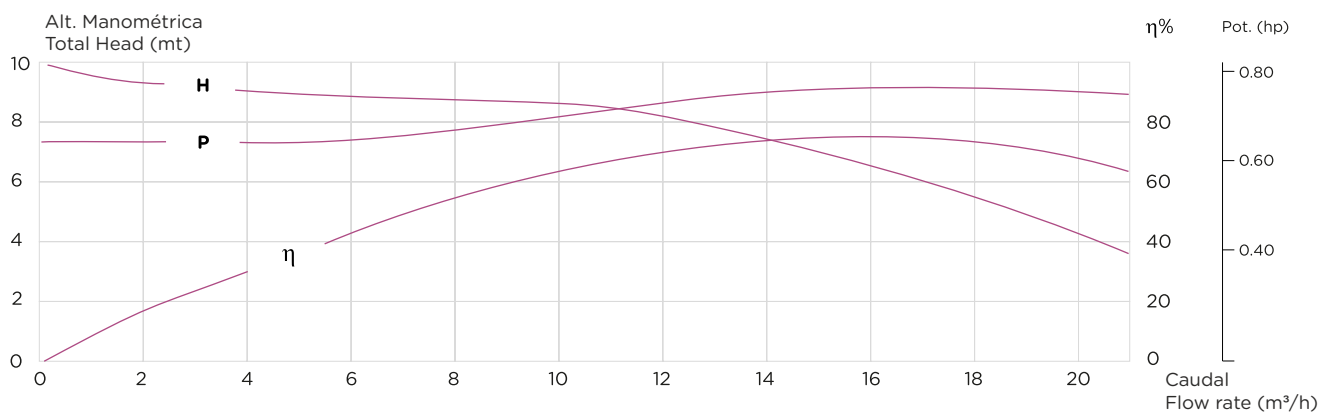
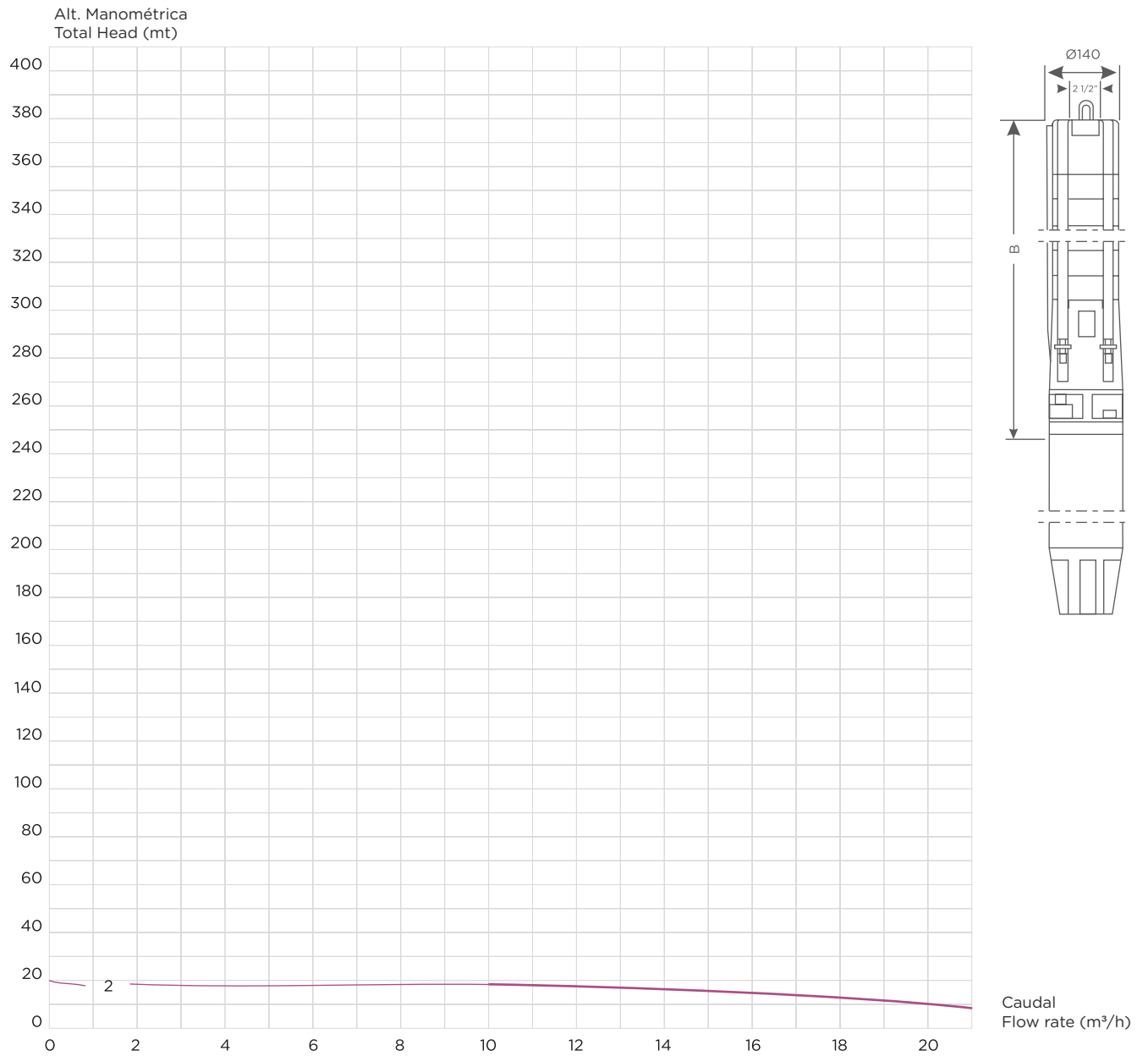


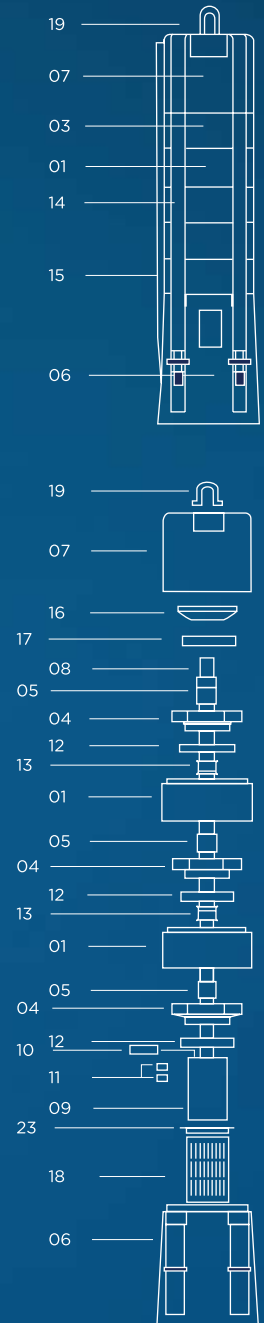
BF 21 S 2



COMPONENTES DA BOMBA SUBMERSÍVEL

Components of the Submersible Pump

pos.	Todos os componentes são feitos de aço inoxidável all components are made of stainless steel		code
	Descrição Description		
01	difusor diffuser		210100
03	difusor superior top diffuser		210300
04	turbina impeller		210400
05	casquilho cónico com porca conical bush with nut		210500
06	acoplamento do motor 6" motor coupling flange - suction corp for 6" motor		210600
06	acoplamento do motor 4" motor coupling flange - suction corp for 4" motor		210601
06	acoplamento do motor Start / Delta motor coupling flange - suction corp for Start / Delta		210602
07	saída com argola discharge casing with one security rings		210701
07	saída com argolas discharge casing with two security rings		210702
08	veio shaft		2108- -(1)
09	cardan (ligações do veio do hidráulico ao veio do motor) coupling (shaft pump end / shaft motor)		210900
10	braçadeira de acoplamento coupling clamp		211000
11	parafusos screws		211100
12	retentor da turbina impeller fencer		211200
13	hidroluva shaft bearing		211300
14	cintas de aperto fitting belts		2114- -(1)
15	calha do cabo cable guard		2115- -(1)
16	válvula valve		211600
17	retentor da válvula valve fencer		211700
18	rede de aspiração suction strainer		211800
19	argola de segurança security ring		211900
23	rede de aspiração suction strainer washer		212300



Modelo/ Model Tipo / Type	Motor		m3/h 1/min	Caudal / Flow Rate									B (mm)	Peso Weigth pump END
	KW	CV		0	10	12	14	16	18	19	20	21		
BF 21 S 2	1,1	1,5	Alt. Manométrica Total Head (mt)	20	17	16	15	15	11	10	10	8	335	5,8 kg