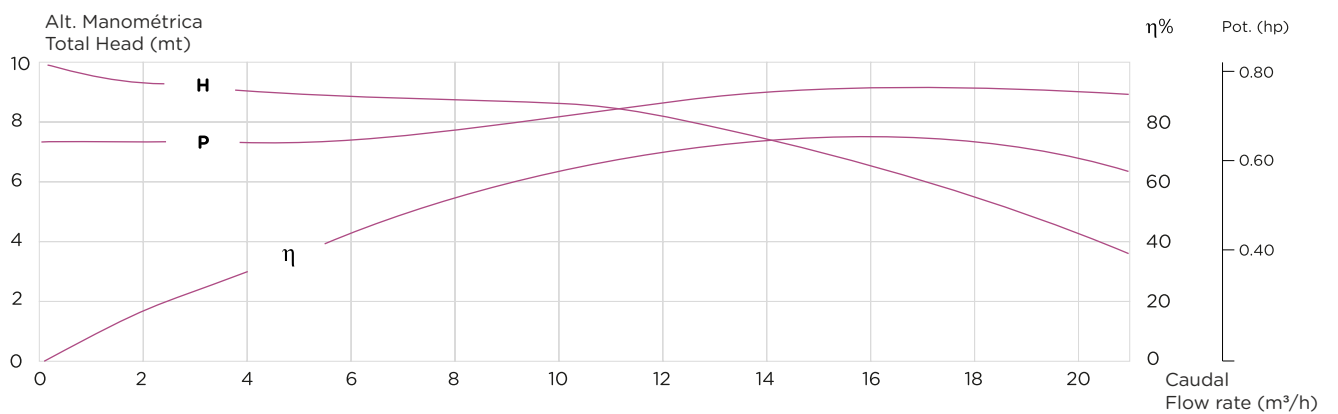
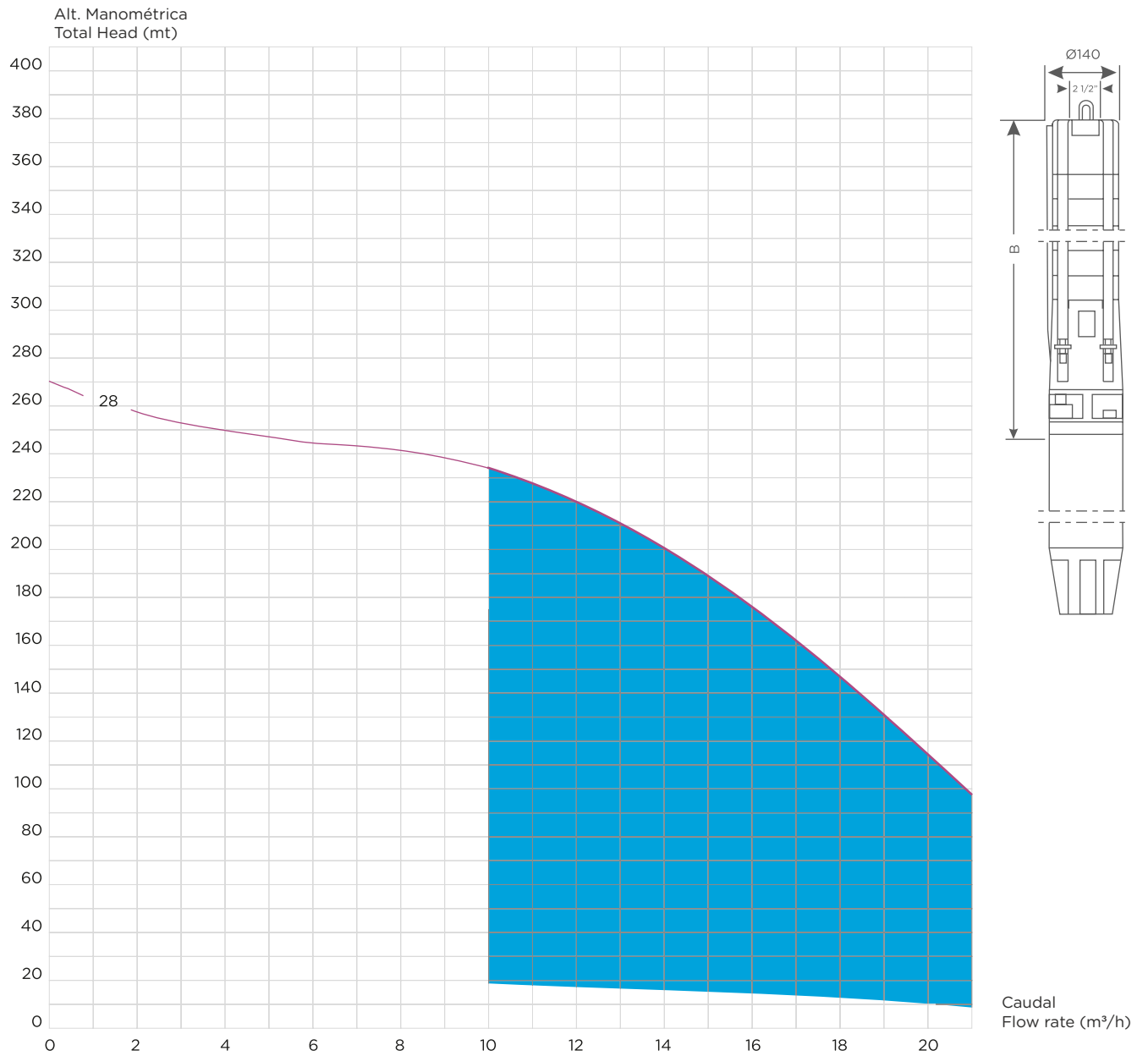


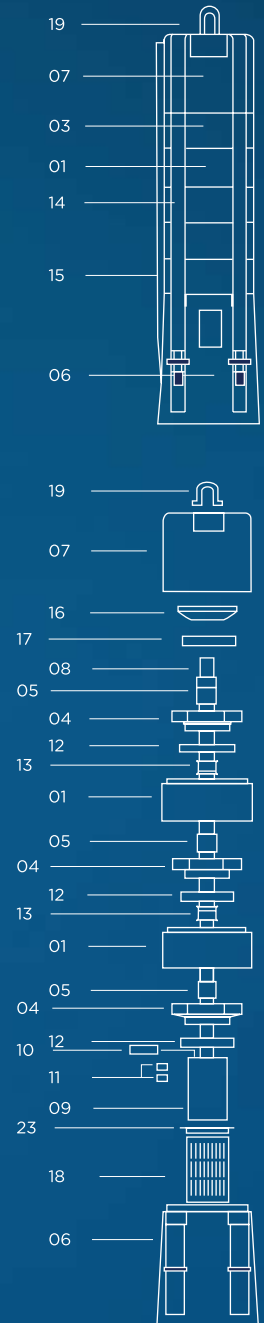
# BF 21 S 28



# COMPONENTES DA BOMBA SUBMERSÍVEL

## Components of the Submersible Pump

pos.	Todos os componentes são feitos de aço inoxidável all components are made of stainless steel		code
	Descrição   Description		
01	difusor   diffuser		210100
03	difusor superior   top diffuser		210300
04	turbina   impeller		210400
05	casquilho cónico com porca   conical bush with nut		210500
06	acoplamento do motor 6" motor coupling flange - suction corp for 6" motor		210600
06	acoplamento do motor 4" motor coupling flange - suction corp for 4" motor		210601
06	acoplamento do motor Start / Delta motor coupling flange - suction corp for Start / Delta		210602
07	saída com argola discharge casing with one security rings		210701
07	saída com argolas discharge casing with two security rings		210702
08	veio   shaft		2108- -(1)
09	cardan (ligações do veio do hidráulico ao veio do motor) coupling (shaft pump end / shaft motor)		210900
10	braçadeira de acoplamento   coupling clamp		211000
11	parafusos   screws		211100
12	retentor da turbina   impeller fencer		211200
13	hidroluva   shaft bearing		211300
14	cintas de aperto   fitting belts		2114- -(1)
15	calha do cabo   cable guard		2115- -(1)
16	válvula   valve		211600
17	retentor da válvula   valve fencer		211700
18	rede de aspiração   suction strainer		211800
19	argola de segurança   security ring		211900
23	rede de aspiração   suction strainer washer		212300



Modelo/ Model Tipo / Type	Motor		m3/h 1/min	Caudal / Flow Rate									B (mm)	Peso Weigth pump END
	KW	CV		0	10	12	14	16	18	19	20	21		
BF 21 S 28	12,7	17,5	<small>Alt. Manométrica Total Head (mt)</small>	270	235	220	201	179	149	131	115	96	1528	35,3kg